


# ART. AC ROTATING CORNER CONVEYOR



THE AC AUTOMATED CORNER CONVEYOR SAFELY AND EFFICIENTLY TURNS EITHER GLASS SHEETS OR DOUBLE GLAZED UNITS AROUND CORNERS. IT USES AND MAXIMISES AVAILABLE FLOOR SPACE AS EFFECTIVELY AS POSSIBLE WITHOUT INTERRUPTING OVERALL PRODUCTION CYCLE.

VERTICAL CUTTING LINE



LAMINATING LINE



EDGE PROCESSING



INSULATING GLASS







The conveyor can join together machines at any angle other than 0° (usually 90°), rotating counter clockwise and clockwise.

It optimises production while maintaining a steady machining pace thanks to its perfect synchronisation with other production line machinery.

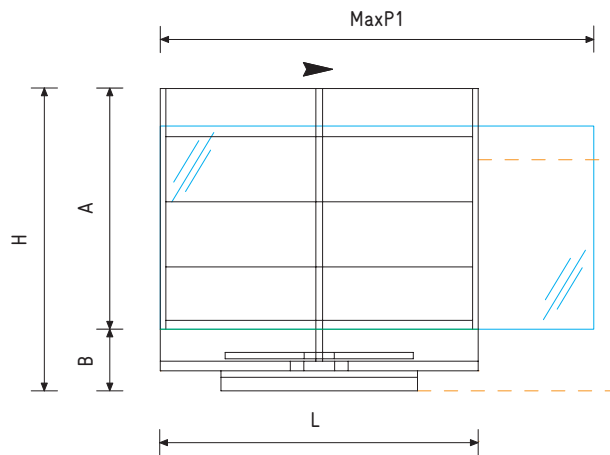
The length of the glass sheet to be handled can exceed the length of the corner conveyor, thanks to Forel's exclusive and patented handling system, a feature of Forel's automated solutions.



Technical information

	AC1602	AC2002	AC2502	AC2802	AC3202
A	1600	2000	2500	2800	3250
B	640	640	640	640	640
H	2240	2640	3140	3440	3890
L	3300	3300	3300	3300	3300
P	2850	2850	2850	3350	3350
P1	4500	4500	4500	5000	5000
E1	3P+N+E 400/230V Installed: kW 2 -50/60Hz Absorbed maximum: -80%	3P+N+E 400/230V Installed: kW 2 -50/60Hz Absorbed maximum: -80%	3P+N+E 400/230V Installed: kW 2 -50/60Hz Absorbed maximum: -80%	3P+N+E 400/230V Installed: kW 2 -50/60Hz Absorbed maximum: -80%	3P+N+E 400/230V Installed: kW 2 -50/60Hz Absorbed maximum: -80%
thermal switch	10 A	10 A	10 A	10 A	10 A

Forel reserves the right to change the data in this general description sheet. The machine shown is a mere guideline, it may include optional accessories and vary according to the maximum work height.



— Safety guard

